


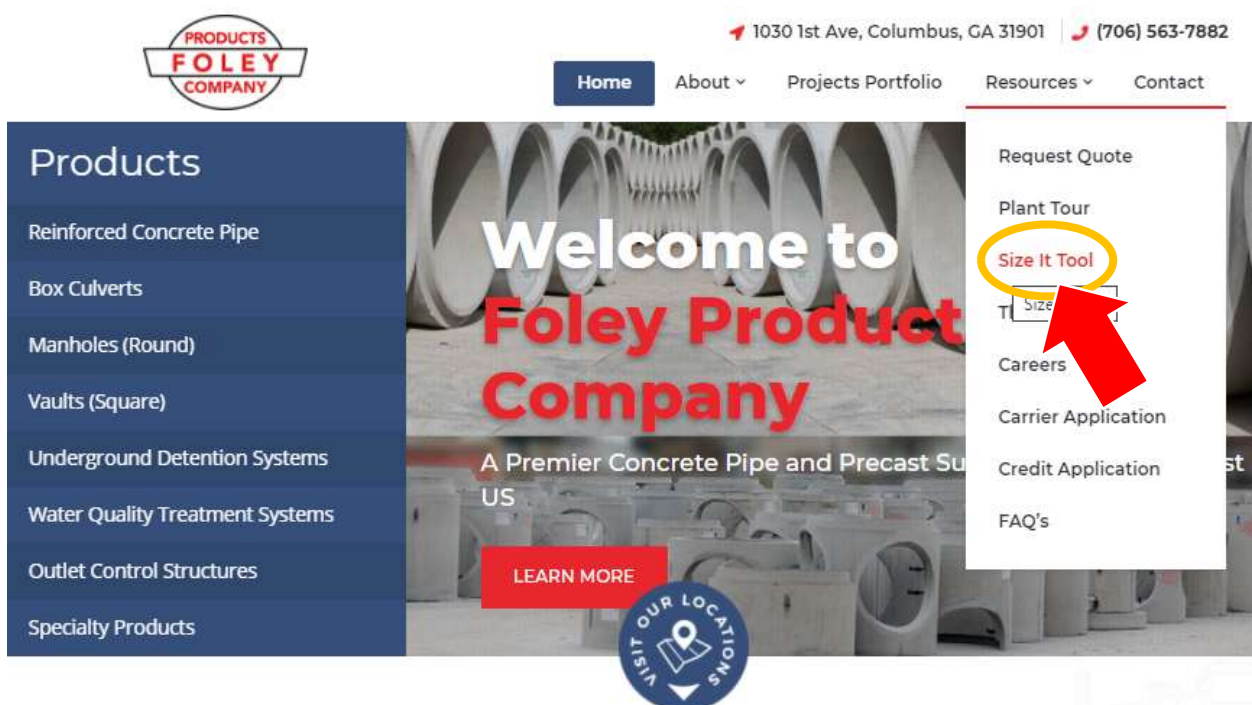
# Foley Products Company

## Size-It Tool: Account Setup

Go to the [www.FoleyProducts.com](http://www.FoleyProducts.com) homepage, click on the “Resources” drop-down tab:



Select the “Size It Tool” from the drop-down menu:



On the Size-It Tool login screen, select the blue “Click Here” button:

FOLEY PRODUCTS APPLICATIONS

PRODUCTS  
**FOLEY**  
COMPANY

Welcome to FOLEY PRODUCTS

Email

Password

Login

Need to setup your Account? [Click Here](#)

Fill in the information banks on the Account Setup Page. Make sure to enter the email address that you use to work with, as well your direct line or cell number – this will ensure our IT dept has the correct contact info to reach you, should you require tech support in the future:

FOLEY PRODUCTS SIGN UP

PRODUCTS  
**FOLEY**  
COMPANY

Please provide the following information for your account:

Company

Email

Phone

Password

SIGN UP

FOLEY PRODUCTS SIGN UP

PRODUCTS  
**FOLEY**  
COMPANY

Please provide the following information for your account:

Company: Foley Products Company


Email: JChevrier@FoleyProducts.com

Phone: 7062860314

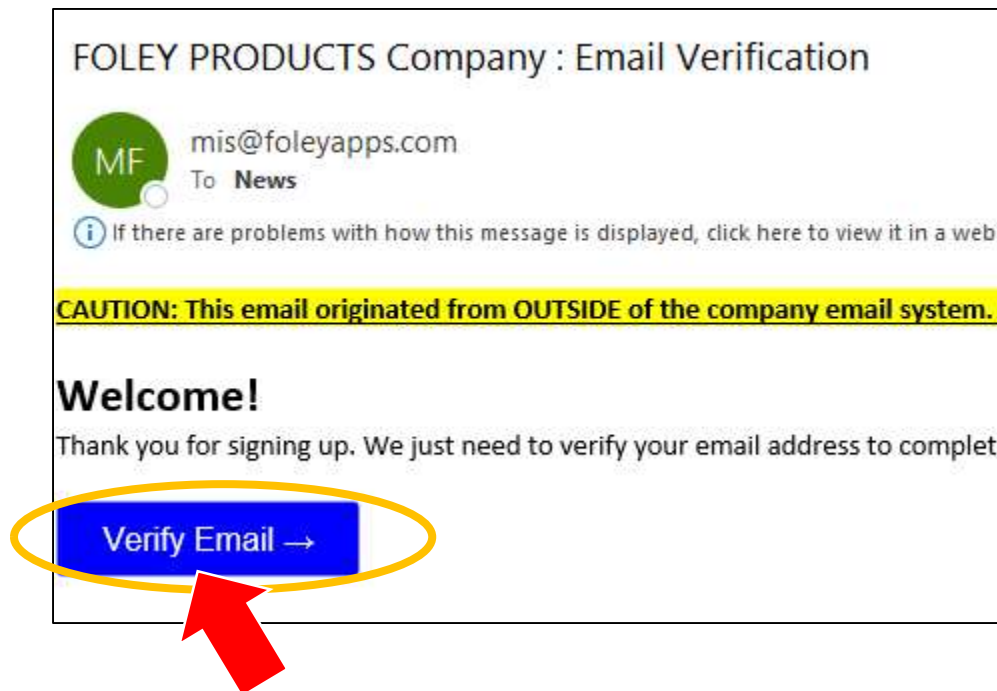
Password: .....

SIGN UP

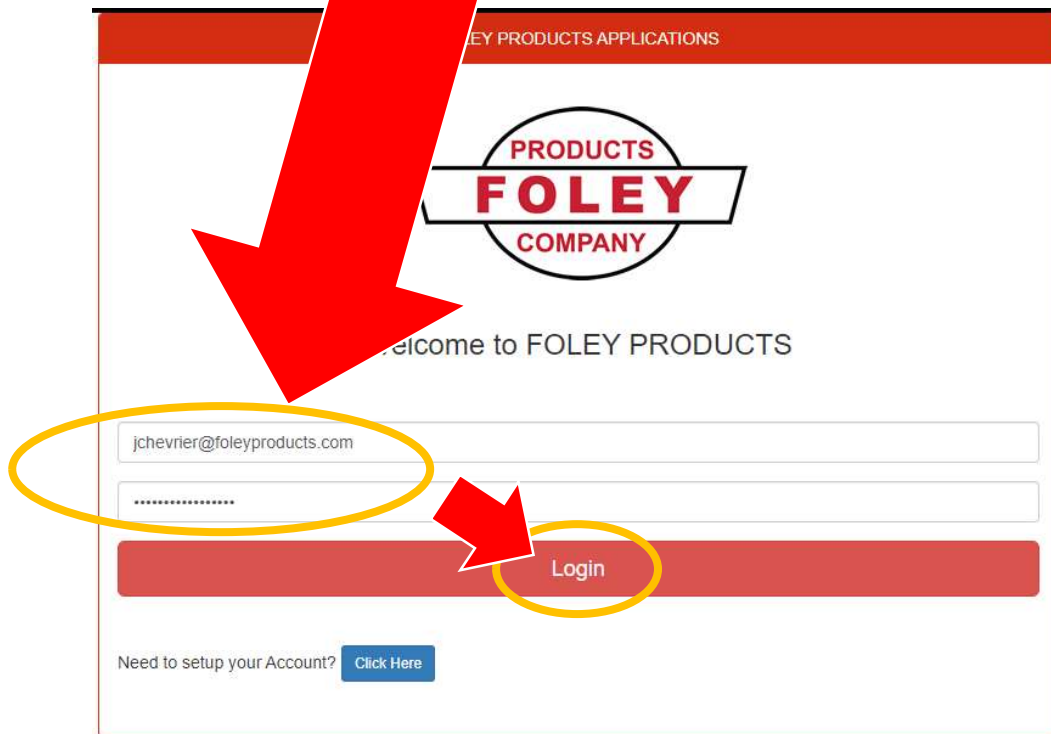

Successful submission of your account info will result in a verification email to your inbox (make sure to check your junk/spam folder if email does not appear in your inbox within a few minutes):



The verification email will come from [mis@FoleyProducts.com](mailto:mis@FoleyProducts.com), once received click on “Verify Email” button:



Successful email verification will open up the account confirmation page below, click on the “Login” button to open login page & enter your account email and password – click “Login” button again:



Successful login will take you the Application Menu, where you can select between Foley Products Size-It Tool, our Pipe App, or return to our Website Homepage:

